



# Laptop Legacy

© Copyright KleverSystems | IKKONIK LTD.

Document written / created by KleverSystems.

All rights reserved. No part of this document may be reproduced or transmitted in any form or by any means, electronic or mechanical, including photocopying, recording or by any information storage and retrieval system, without written permission from the author.

Legal Disclaimer...

The information contained within this document is strictly for educational purposes. If you wish to apply any of the ideas contained in this document, you agree to take full responsibility for your actions. This document is written and created by KleverSystems, as such any results, income, profit, proof, testimonials, strategies, and systems which might be expressed, depicted, explained or shown are those of / belong to the author. The author has made every effort to ensure the accuracy of the information within this document was correct at time of publication. The author does not assume and hereby disclaims any liability to any party for any loss, damage, or disruption caused by errors or omissions, whether such errors or omissions result from accident, negligence, or any other cause.

## Table of Contents

System Overview	4
Have you ever tried affiliate marketing?	4
Why such a high percentage?	5
We also... get paid for multiple products...	6
The Product Costs The Customer \$17... But YOU Make \$200+?	7
I Made An Extra...\$5,557.85 FREE	8
It's like FREE MONEY...	9
Laptop Legacy Methods	10
You don't sell or pitch... you provide value first.	10
Laptop Legacy Method #1.	10
Here's a real example...	11
Now remember I said value first?	14
The Autoresponder List.	16
Laptop Legacy Method #2.	18
Is it worth adding a TYPP?	19
Laptop Legacy Method #3.	20
Why would anyone want to do this?	20

Laptop Legacy Method #4.	20
Can you see the potential?	23
Here's how this works:	24
Number 1:	24
Number 2:	25
Number 3:	25
Why does this work?	25
Here's an example using the old Blox system (which ws Blog based)	
*Blox 2.0 isn't Blog based and can be used anywhere.	25
Step 1	27
Create Your Laptop Legacy PDF	27
Creation Method #1	27
Here's a Live Example	27
About this example:	28
\$11,227.63 For 9 Hours Work	30
\$1247.51 an Hour	30
So, could you spare 9 hours to make over 11k?	30
Get Access To New Products FREE	31
How to get free access to new products.	31
Step 1	31
Step 2	31
Step 3	32
Step 4	32
Step 5	33
Creation Method #2	34
Free Doc Creation	35
We've Created Your First PDF For You (Ready Made)	44
No Cost... No Strings	44
1. Do you already have an email list?	45
2. Do you use Facebook	45
3. What other Social Media / Platform Do You Use?	47
4. Do you have your own blog?	47
5. Do you use YouTube?	48
6. What about doc sharing?	48

7. Could you use any of these?	48
8. Go Old School?	49
9. Give It Away On Microsoft For Free?	50
What To Do Now.	51
Summary	51

## System Overview

**Welcome to Laptop Legacy...** in this document we'll share our simple value first affiliate systems which we use today and have continued to use year after year to make affiliate commissions in the simplest manner while not really having to pitch or sell in the normal sense.

*Note: The systems detailed in this document make money through affiliate marketing...*

### Have you ever tried affiliate marketing?

I'm sure many of you reading this document right now will already know what an affiliate is, and how you make money as an affiliate.

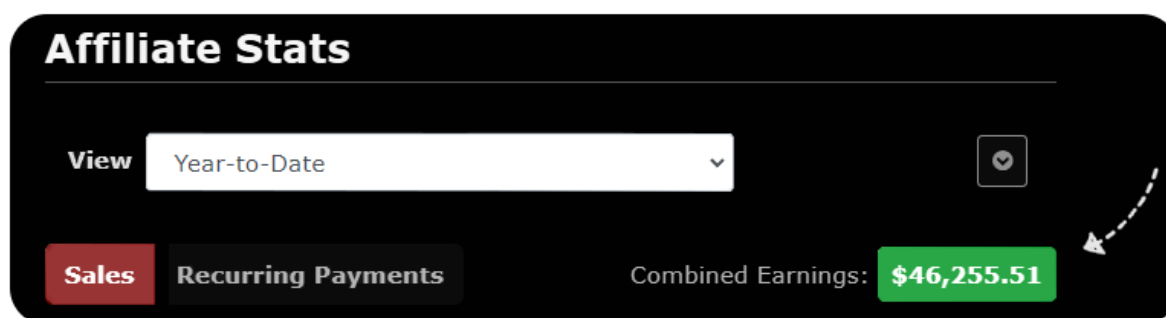
#### **But let's assume you don't...**

Being an affiliate is like being a middle man I.e. you get paid a percentage of the product sale price when you bring a customer who purchases, or in some cases completes an action.

#### **In our case we focus on digital products.**

Our job is to send people who may be interested in purchasing a product to the product owner's website, through our affiliate link, and if / when they buy, we get paid (instantly).

And we can get paid... **A LOT**



The main reason for focusing on digital products is the large percentages we can receive as an affiliate (these percentage payments are called commission).

In most cases digital products will pay an average 50% commission, but it can be as much as 90%.

## Why such a high percentage?

The simplest answer is the vendor (product owner) doesn't have overheads in the traditional sense.

*I.e. They aren't selling physical, tangible items which they have to purchase or manufacture, and there is nothing to ship, which makes doing business that much cheaper. I.e. Once the vendor has created a digital product there is little else for them to do or pay for apart from advertising the product. As an affiliate we essentially become advertisers (we are basically advertising the vendor's product for them).*

**PLUS...**

**We also... get paid for multiple products...**

at the same time, from the same customer without any additional work or effort.

I like to call this...

**The McDonalds Principle.**

**E.G.**

Have you ever purchased a burger from McDonalds?

You order a Cheese Burger and the person serving you asks you...

- Would you like fries with that?
- Would you like a drink with that?
- Would you like to go large?

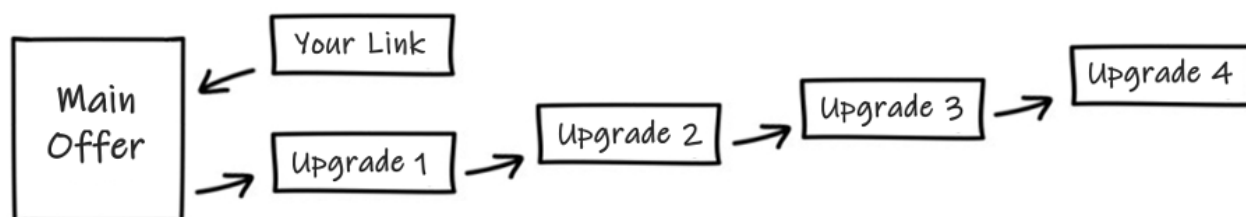
You went in for a burger, and you came out with a large meal, fries and a drink...

This works because asking for that burger in the first place means you've already qualified as a buyer (you're in the perfect mindset, and you've already committed to one purchase) so you are highly likely to buy items which compliment the burger you went in for.

Now check below to see how the same principle is applied to digital products.

I.E.

The Product Costs The Customer \$17... **But YOU Make \$200+?**



Let's say you promote a digital product as an affiliate, which costs just \$17.

So the product costs \$17 and you get 50% commission whenever somebody you send (through your affiliate link) purchases.

50% of \$17 is \$8.50... That's a small amount right?

Yes it is, but the offer you promote is usually only what's known as a gateway product, it's like the McDonalds scenario I mentioned above.

The customer buys that one product, but as soon as they do then they are instantly offered product specific upgrades.

**E.G.**

- Prospect (customer) buys: Product XYZ at a cost of \$17
- Straight after they purchase the main product they are taken automatically to upgrade 1 which costs \$37
- Next they see upgrade 2 which costs \$67
- Then upgrade 3 which costs \$97
- And upgrade 4 which costs \$197

So you see, from this example what started out as a little \$17 purchase can turn into over \$400 in literally seconds. And the crazy thing is, you get paid commission on everything without doing anything else...

All you had to do was send people who might be interested in Product XYZ to the sales page for Product XYZ through your affiliate link.

Here's a real example where...

## I Made An **Extra...\$5,557.85 FREE**

Total made from this affiliate promotion (1 product):  
**\$8,640.95...** The other \$5,557.85 of the total is FREE Money.

Updated 1 minute ago

Product	Hops	Sales	Hop Conv.	\$/Hop	\$/Sale	Total \$
<b>TOTALS (61 items)</b>	<b>5540</b>	<b>953</b>	<b>17 %</b>	<b>\$3.55</b>	<b>\$20.63</b>	<b>\$19,661.42</b>
	871	338	38 %	\$9.92	\$25.56	\$8,640.95 <span>2</span>
	-	199	23%	\$3.54 <span>1</span>	\$15.49	\$3,083.10
Pro Version	-	60	7%	\$2.24	\$32.51	\$1,950.52
Done For You	-	11	1%	\$1.21	\$95.86	\$1,054.44
Pro Version DS	-	44	5%	\$0.90	\$17.86	\$786.00
Limitless Traffic	-	6	1%	\$0.66	\$96.10	\$576.60
Done For You DS	-	8	1%	\$0.66	\$71.61	\$572.84
Limitless Traffic DS	-	6	1%	\$0.49	\$71.48	\$428.88
License Rights	-	4	0%	\$0.22	\$47.14	\$188.57

[Click Here](#)

So far I've made \$8,640.95 (fig 2) in affiliate commission from just this one product, but if you look at fig 1 in the image above the price for the main product is only \$15.49.

### **I made \$3,083.10 from the main product**

While the other \$5,557.85 all came from the product's upgrades (upsells) which doesn't involve me doing anything else.

### **It's like FREE MONEY...**

And now using what I'm about to show you in this document you'll understand how to start making affiliate sales in the very same way using a very simple process.

## **Laptop Legacy Methods**

There are lots of affiliate methods and systems out there, and having been an affiliate marketer for many years I have tried many of them with varying amounts of success.

So while the affiliate concept is very easy to understand, i.e. someone clicks your affiliate link - buys the product and you make money. The practicalities are a little more tricky.

### **For example...**

- Where do you put your link?
- Why would anyone feel like clicking your link was in their interest?
- How would you compete with established affiliates if you are just starting out and they've been doing it for years?

The answer is pretty simple, and starring you in the face.

## **You don't sell or pitch... you provide value first.**

In this document we'll cover a number of Switch methods (all of which we use).

Each one is similar hence the reason all are included in this document, but all have subtle differences which we will explain.

### **Laptop Legacy Method #1.**

Let me summarise Laptop Legacy method #1 for you here real quick...

Your potential customer see's your advert, link, video, post relating to 'XYZ Product' (made up name) and they click the link (because you're giving them something for nothing).

*More on traffic, how to get your links in front of the right audience in a moment.*

**Hint:** at this point we're not actually promoting Product XYZ, instead we are offering to give that person access to something of value for nothing.

Next they see a HQ landing page (squeeze page) where they can opt-in to receive what they perceive as a free alternative or preview of the product they are interested in.

### **Here's a real example...**

See below:

# Don't Buy Kovert Yet

👥 Because Even Complete Beginners Make ...

# \$62.76 - \$173.33

In 1 day giving... **THIS** away for **FREE!**

100s of Ordinary People Use This Simple System...  
To **Make Extra Money** Each Week... *Why don't you do it too?*

Download your copy of 'Give2Profit' now **100% Free...** And Start Today

mark@ikkonik.net



👉 **Click Here For: 100% Free, Instant Access**

I will send free instant access to the email address you enter on this page.

Free Give2Profit offer expires soon

00

HOUR

29

MINUTES

31

SECONDS

[Click here to see live page](#)

So they opt-in to receive your free PDF (they enter their email address, and click the button).

Once they do this, your autoresponder (more on this in a moment) automatically sends them access to your PDF, which they will receive in their email folder like this.

★ [Thank You] Your Give2Profit System' Is Enclosed (Download link) This email ...

---



● Give2Profit (PDF)

To:

This email is sent from a verified sender: You are receiving this email because you have subscribed to this list for access to the Give2Profit 23 page PDF

Thank you for requesting my **Give2Profit** System.

Your download is ready for you now.

For Instant access please click the following link:

[Click Here for Instant Access.](#)

Should you need to read this 23 page PDF right now?

**Yes...** especially if you'd like to get results this week, like the people I talk about in this very PDF.

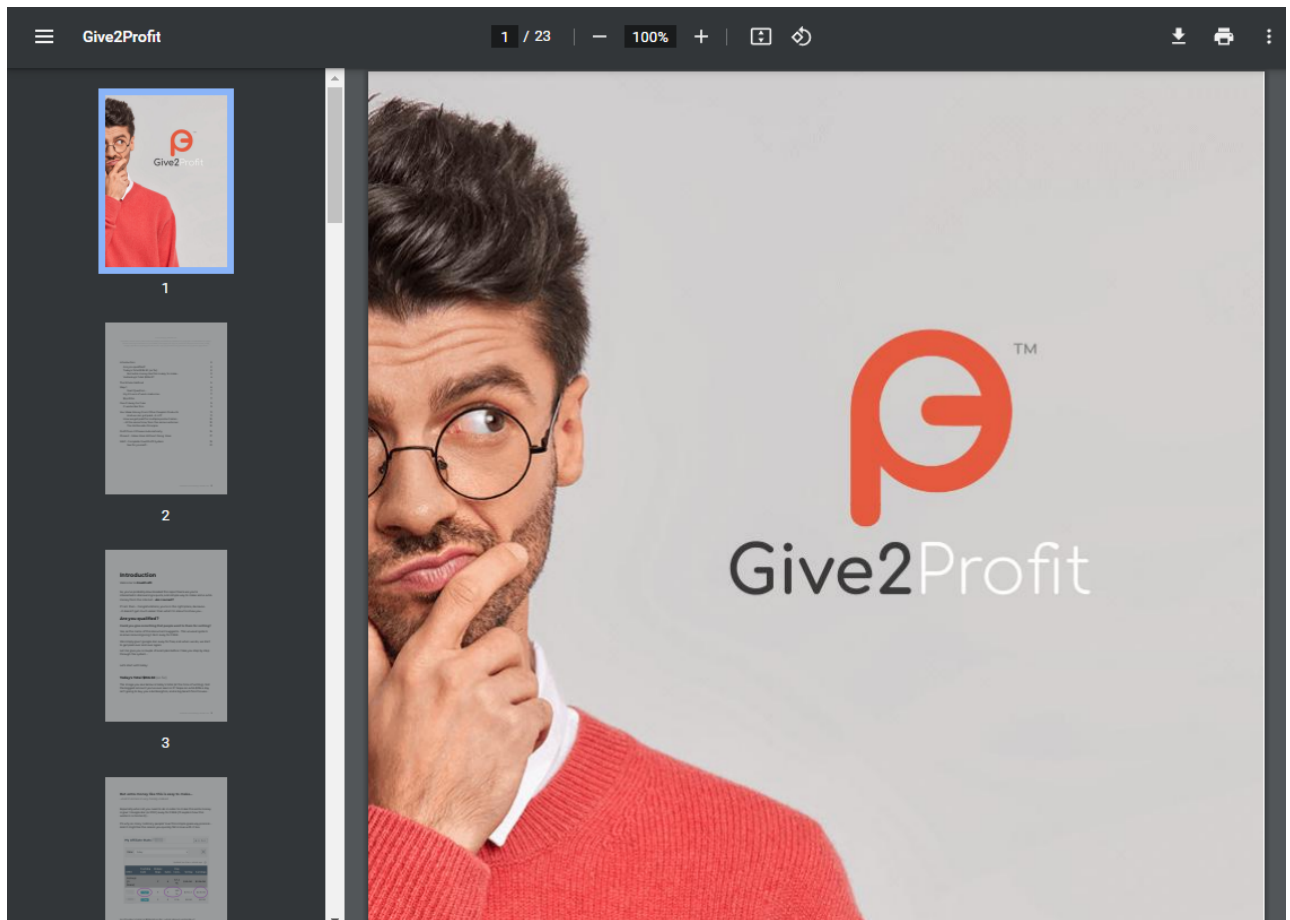
I.e.

- **Zofia:** 647.97 in her first week
- **Austin:** 62.76 on his first try.
- **Deric:** 1,638.97 in 11 days.

All they do is give these weird Google Docs away automatically. And they get results in 1 - 3 days. It takes them 5 minutes per week. And it works from scratch.

Just click the link above... and follow the instructions for instant access.

Now when they click the link inside the email your PDF will open like the example below.



## Now remember I said value first?

Your PDF is the value, but it also acts as a subtle sales pitch at the same time.

What I mean is, the pdf will often outline / explain what the system is or does (the product you are promoting) while also linking to the actual product from within the PDF through your affiliate link, like the screenshots below show.

Recap:

**Number 1.** Set the system up, it will take around 2 hours to complete, and it only needs to be done once.

[Follow This Blueprint](#)

**Number 2.** Give the Google Doc away to 100s of people (that already want it) for free using [This Giveaway System](#).

**That's it...** As I said once the giveaway system is set up all you ever have to do is give the same Google doc away for free over and over again.

*That's how Zofia made **\$647.97 in her first week** doing this...*

You said for keeping it easy to get started with one project, but I decided to use two instead. This was a little extra time for me to do but I'm very happy I did it because it already made me \$1638.97 and that is in eleven days which is very good for me.

I am looking forward to making lots more with this, thank you again.

Deric

d.██████████@il.com

And it's how lots of ordinary people with no experience, qualifications or skill, make extra money from the internet each and every week.

It works for them, because all they have to do is give 1 Google Doc away for free, and if you could give something away for free... then it will work for you too...

**See for yourself...**

*You can get started in the next 2 hours when you follow these...*

[Full Step by Step Instructions](#)

[\*\*Click Here\*\*](#)

[Click here to access and read the PDF used in this example](#)

Now there are two versions of this set up (see Laptop Legacy method 2 for the 2nd). The first is to let your PDF and follow up emails do the work.

**I.E.**

## **The Autoresponder List.**

Obviously in an ideal world everyone would open your PDF, read it, click one of the links and buy the product, and that will happen. But more often than not the prospect who opts - in will need a little more encouragement.

### **Which is where your autoresponder comes into play.**

Your autoresponder will be set up to deliver your PDF instantly and then it will continue to send out emails prompting subscribers to open and read the PDF they opted in for while also nudging them to take a look at the full offer (through your affiliate link).

To do this I use [Aweber](#) and a combination of follow up legacy emails as well as a campaign.

### **Why the combination?**

Legacy can only be set to go out automatically, while campaigns can be timed by the minute, so I can send out multiple follow up emails in the same day.

***Why not simply use a campaign?** Well you can, I include Legacy at the start and finish simply because I also use a third party automation software called [AWPro](#) which automates leads, tags and lots of other things, but that's a story for another day, and you won't need automation software for anything I show you in this document.*

	1	<b>[Thank You] Your Give2Profit System' Is Enclosed (Download link)</b>	Send a test   Delete   Copy to Drafts   Settings   Spam Score	🕒 Send immediately	34.1% opened
	2	<b>⚠️ [255.63 Today] From 1 Free Google doc... Look</b>	Send a test   Delete   Copy to Drafts   Settings   Spam Score	🕒 Send 5 days after the previous message.	15.5% opened
	3	<b>⚠️ [Times Up] An Extra 250 P/w From Free Google Docs (Ending)</b>	Send a test   Delete   Copy to Drafts   Settings   Spam Score	🕒 Send 1 day after the previous message.	12.7% opened

Start Campaign: **On Subscribe** Replace Trigger

- 1 Trigger campaign for **New subscribers**
- 2 Wait: **2 hours** before performing the next action Copy Remove
- 3 Send Message: **RE: [Your PDF] Deric's 1,638.97 In 11 Days Giving 2 of These Away** Copy Remove
- 4 Wait: **2 hours** before performing the next action Copy Remove
- 5 Send Message: **Update: [G2P PDF] Zofia's 647.97 in 7 days from 1 Giveaway** Copy Remove
- 6 Wait: **3 hours** before performing the next action Copy Remove
- 7 Send Message: **🚫 Download: [Your PDF] Not Even 1 Cent for Anne.** Copy Remove
- 8 Wait: **1 day** before performing the next action Copy Remove
- 9 Send Message: **Q&A [Give2Profit: PDF] Did I answer your question?** Copy Remove
- 10 Wait: **3 hours** before performing the next action Copy Remove
- 11 Send Message: **✅ [62.76 - 173.33 P/d] From 1 Giveaway Google doc** Copy Remove
- 12 Wait: **4 hours** before performing the next action Copy Remove
- 13 Send Message: **✅ [Trending Now] 1 Google doc - 5 Minutes = 324.97 Yesterday** Copy Remove
- 14 Wait: **1 day** before performing the next action Copy Remove
- 15 Send Message: **✅ [No Thanks] I already made 172.25 Today** Copy Remove

So you see in this example we have 2 ways in which we can make money as an affiliate.

The first is from inside the PDF itself (I.E. links inside the PDF). The second is from the follow up emails sent out via your autoresponder.

## **Laptop Legacy Method #2.**

Laptop Legacy number 2 is almost identical to #1 only with the added addition of an auto-redirect which I tend to use with my Kovert System.

So with method 2, as soon as the prospect opts in like Method #1, the autoresponder sends instant access to the PDF and follow up emails.

But in addition the prospect is also seamlessly redirected to what I call a thank you pitch page (or TYPP for short) which looks like this...

[Click here to view live page](#)

YOUR DOWNLOAD IS READY: I Have Sent Your Give2Profit Access To Your Email.. DO NOT CLOSE THIS PAGE!

**\$9,183.18...** From 1 **FREE** Google Doc

**WEIRD** 'Google Doc System' Pays Beginners

**\$477.22**

When They **Give This Away For FREE**

. Your Download Instructions Are In The Video Below - **Click The Video To Play With Audio Now** .



**ACCESS THE FULL SYSTEM - CLICK HERE**

Includes Full Step-by-Step System & Training.

## Is it worth adding a TYPP?

In my experience this added pitch page is a great way of increasing the amount of commission / sales you make.

Because as soon as the prospect opts in the first thing they see is the pitch page which when they first see it looks just like a thank you page.

The video is really the clincher on this page.

For the best understanding of how this works we recommend you go to the first page - [Click here](#)

Opt-in and then see how the opt-in triggers the redirect to the pitch page as well as sending out your PDF and follow up emails.

## **Laptop Legacy Method #3.**

Again in this version we still use the same PDF format which I'll explain in this document, but in this case you simply give the PDF away for free without asking for an email opt-in first.

### **Why would anyone want to do this?**

Well in my experience some people find the whole notion of setting up autoresponders and squeeze pages a little bit daunting when they are just starting out.

But if all they have to do is follow a simple process of creating a document in Google Drive, adding in their affiliate link and then turning that document into a PDF (also in Google Drive) and giving the PDF away, then it's easy, free and fast.

## **Laptop Legacy Method #4.**

Method 4 uses the same PDF but this one is really designed to use if you already have an email list. This time instead of value first you offer your PDF as a bonus or incentive to encourage your subscribers to buy a product through your link.

Let's say for example you picked a crypto currency related offer to promote and you told your subscribers that if they purchase Crypto XYZ through your link right now then they will also get: [Free Crypto System](#) as a bonus.

This is the very PDF we use to promote AltDefy (a process which enables anyone to get free crypto in 2 minutes and 4 clicks)... Here's the PDF to have a look at: [Click Here to View](#)



So let's say you used this document as a bonus

> In order to get this bonus your subscriber needs to purchase Crypto Product XYZ

> So you make money / commission if / when they buy the product & potentially more if they decide to buy upsells

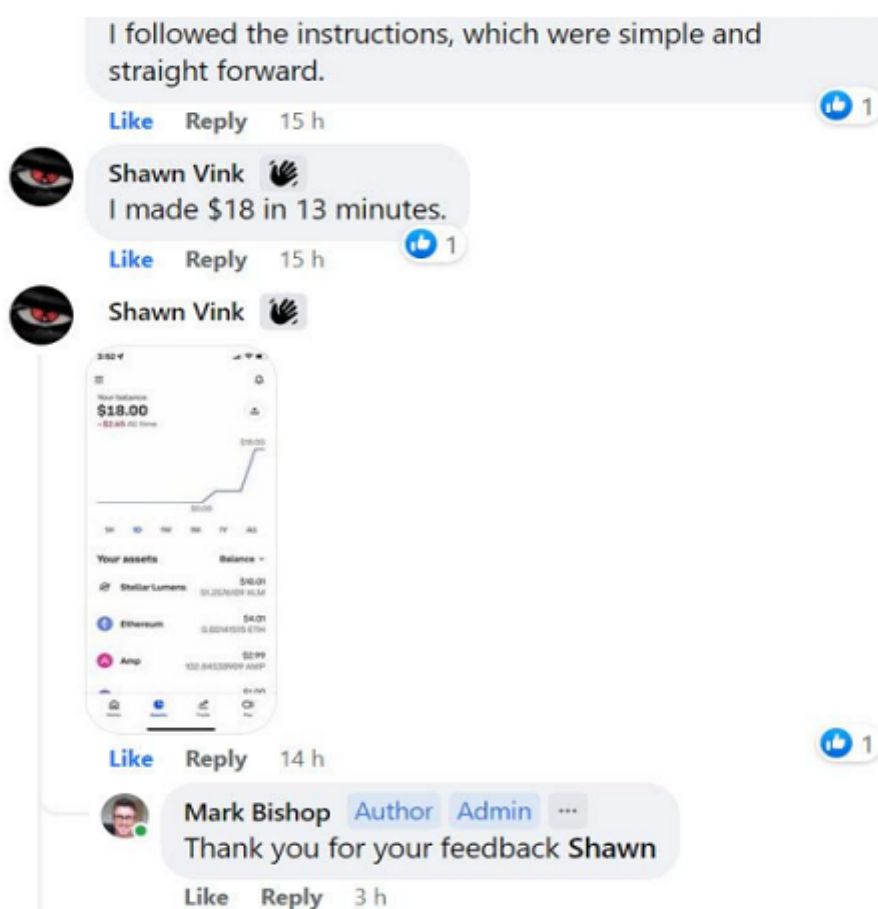
> After they purchase you deliver access to your **Free Crypto System PDF** (the bonus)

> Inside the bonus you'll have your affiliate links > So if they open your bonus PDF click one of the links...

E.G.

### Shawn also used this method and got his first **\$18 Worth Of Crypto Totally Free In 13 Minutes.**

*Yes: Shawn is a real person too, and yes, this can be verified.*



And end up buying one or more products then you also make money / commission from the bonus as well.

## **Can you see the potential?**

Ok, so sure I've covered a number of Switch methods and right now you might be confused about which method to use, but here's the really cool thing, regardless of which method you decide to use...

### **...The PDF can always be exactly the same.**

So you create one PDF and then it can be used for any or all of the methods I've mentioned.

Now before I tell you how to create your PDF there is another super powerful way to use your PDF which has been one of my BIGGEST money makers over the years.

I've been using a system called BLOX for many years, which has recently been completely updated...



[Click Here To View The Blox 2.0 System](#)

Here's a recent example of results achieved using the Blox 2.0 system over a 5 day period.

## \$752.13 In 5 Days (with zero cost)

Offer	Tracking Code	Unique Hops	Sales	Hop Conv.	\$/Hop	Earnings
TOTALS (1 items)		157	49	31.2 %	\$4.79	\$752.13
[REDACTED]	<a href="#">blox-instructiondoc</a>	157	49	31.2 %	\$4.79	<u>\$752.13</u>
TOTALS (1 items)		157	49	31.2 %	\$4.79	\$752.13

These are real results (belonging to KleverSystems) which can be verified.

### Why is BLOX 2.0 so good?

Well because it uses a reverse evergreen bonus method... let me explain.

Instead of saying hey if you buy product XYZ from me I'll give you this great bonus, what we do (with Blox) is talk about the bonus first.

### Here's how this works:

- **Number 1:**

You create or already have your PDF ready (or you use one of the Blox Ready Made Systems).

- **Number 2:**

You create a pitch preselling the PDF (a pitch could be a post on social media, a blog post, an email, or video... or pretty much anything. You tell the reader that they will not have to pay for your PDF. And then prompt them to click the button for access details.

- **Number 3:**

The prospect clicks the button and is taken to a second page which explains that in order to get your PDF they need to purchase Product XYZ through your affiliate link.

## **Why does this work?**

Well this process works because by the time they have read your pre-sell / post (Pitch) which pitches your PDF, the reader (some readers) are hooked or sold on the idea of getting your PDF.

So much so that paying for it by purchasing another product is a small price to pay.

Of course not everyone feels this way, some people will see that even though the PDF doesn't have an actual price tag they still need to pay for another product in order to get your PDF, while others won't.

But on the whole this process works amazingly well, and has done for years.

Here's an example using the old Blox system (which was Blog based) \*Blox 2.0 isn't Blog based and can be used anywhere.



## Clickbank Affiliate Marketing Trick V2 – Escape Plan

This screenshot is taken from one of my blogs where I used the old Blox system to make close to \$20,000. Yes, that's nearly \$20k from one blog post.

[You can see the post here](#)

**Note:** this is quite an old post but it still works, and if you read it and click the button in the post you will see exactly how it works.

OK, so by now you should be starting to see the potential, and the power just one PDF can offer you?

So let me start by explaining how you can start creating your own.

## Step 1

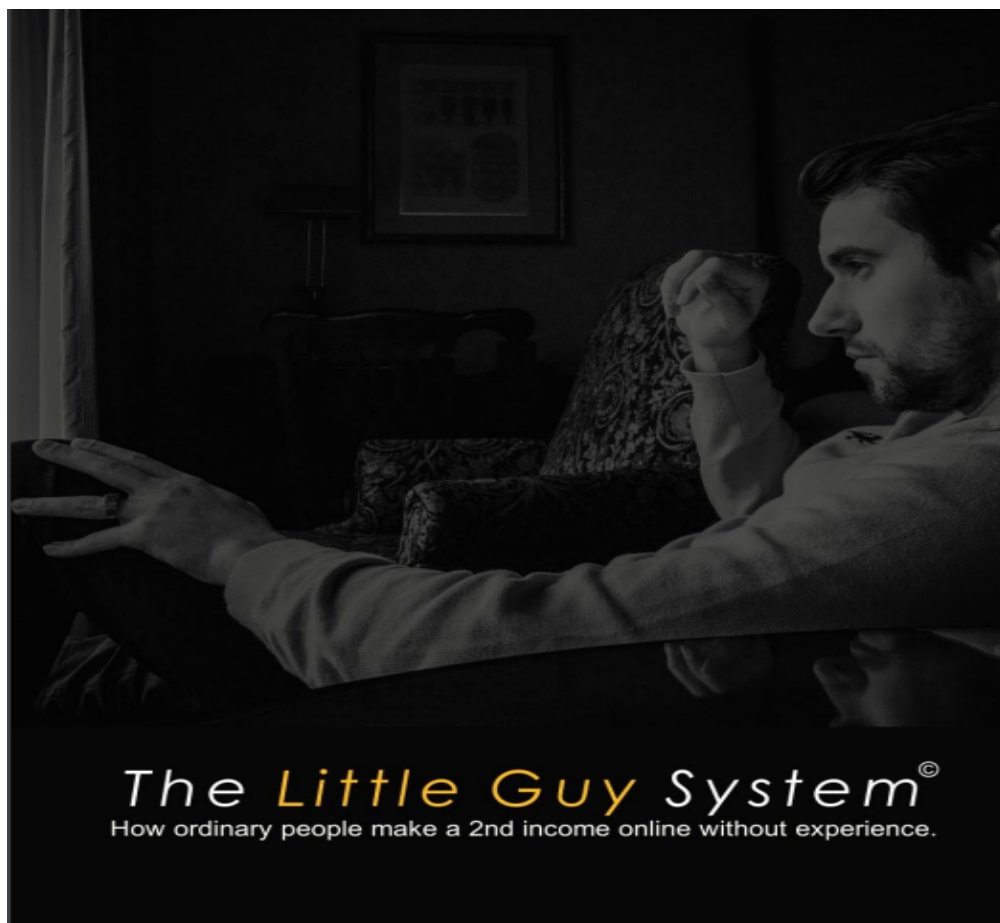
### Create Your Laptop Legacy PDF

There are two ways in which you can create your PDFs.

### Creation Method #1

The first way of doing it is to access the product you want to promote through the PDF. If it's a software then you talk about the product, what it does, how it works etc while adding in links (your affiliate links) for the product.

Here's a Live Example



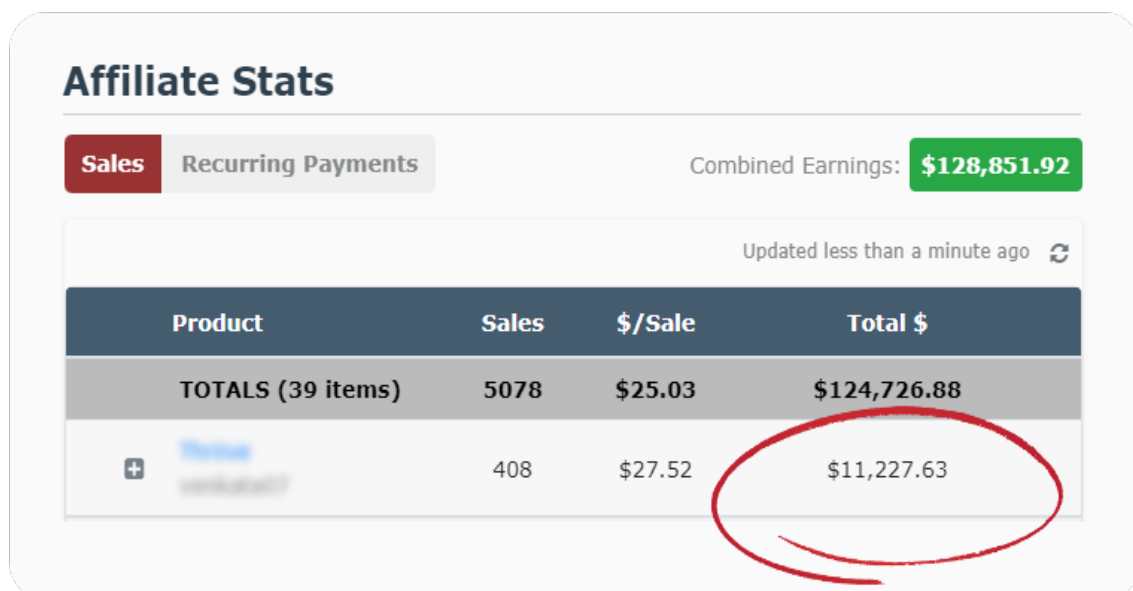
[Click here to open and view this PDF](#)

## About this example:

So the first point I'll mention about this example PDF is the results I've been able to achieve using it.

This one PDF has enabled me to grow an email list ([subscribers in my autoresponder](#)) of over 3000 subscribers while also making me over \$11,227 from just the promoted product itself.

Plus a lot more from promoting other products to the subscribers who joined my list in order to get this PDF.



**Affiliate Stats**

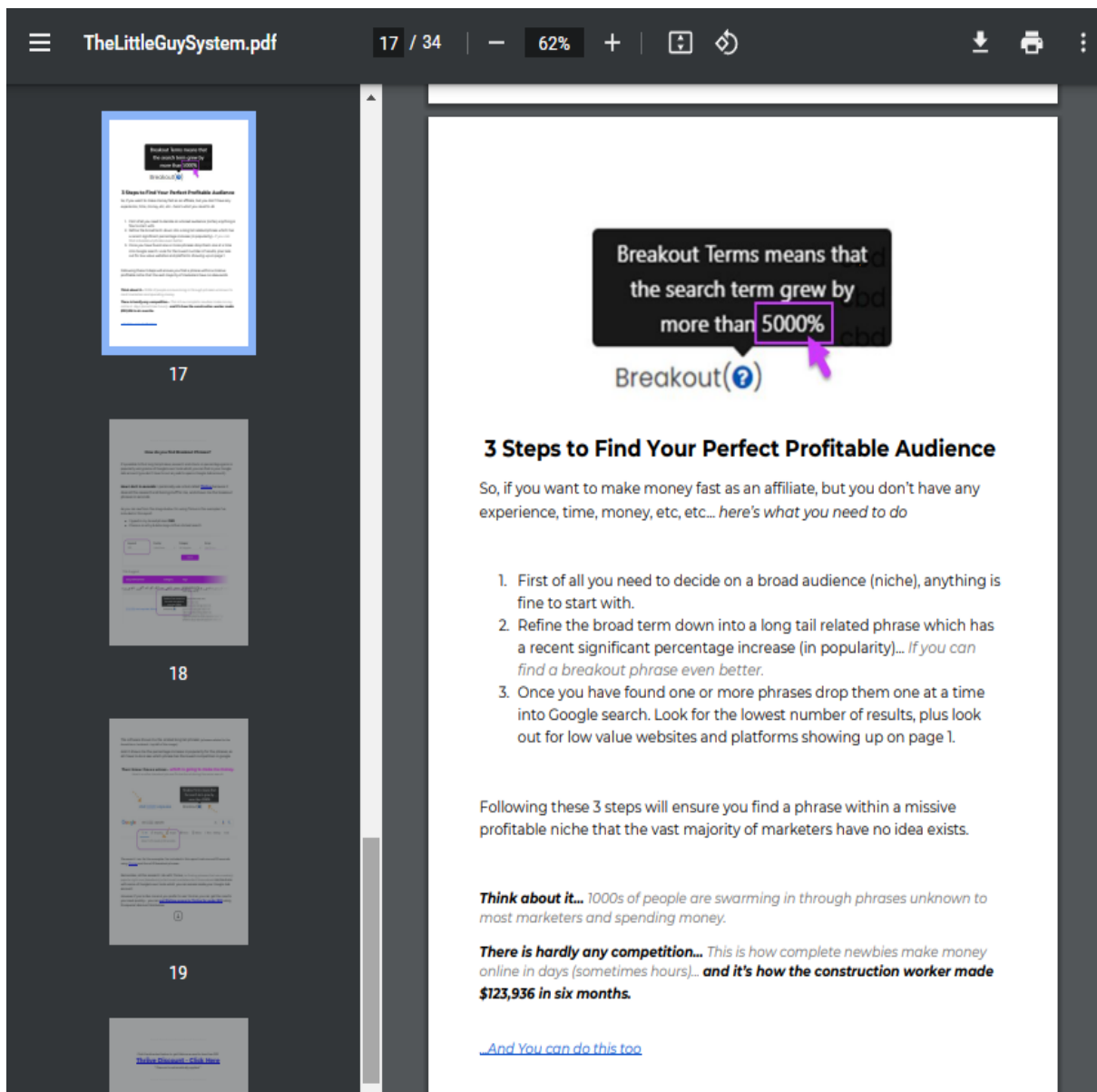
Sales Recurring Payments Combined Earnings: **\$128,851.92**

Updated less than a minute ago ↻

Product	Sales	\$/Sale	Total \$
<b>TOTALS (39 items)</b>	<b>5078</b>	<b>\$25.03</b>	<b>\$124,726.88</b>
+ [Product Name]	408	\$27.52	\$11,227.63

What I recommend you do is read the 'Little Guy System' PDF so you can see and understand the structure.

Essentially this format talks about the software, the results the software can help the user achieve, how it works, what it does etc, with examples and screenshots.



Now of course you might be thinking, hey that looks like a lot of work, and yes, creating a PDF like this isn't something you'll be able to do in 20 minutes.

It could take you a few hours, it could take you a few days (it took me a day)...

But the point is, you create one of these PDFs 'ONCE'.

Then once you've created it you can use it over and over for each, or any one of the Laptop Legacy methods mentioned in this document.

And providing the product your PDF promotes remains evergreen in the marketplace then that one PDF can continue to make sales for you.

\*Alternatively if you don't want to create any of the pdf's, pages or pitches yourself use [Blox 2.0 Ready Made Systems](#) instead

### **Here's another way of looking at it...**

The example PDF you see above took me around 1 day to create (roughly 9 hours), and it's made me \$11,227.63 in direct sales / commission (not including the other products I was able to sell to the subscribers).

So that equates to:

**\$11,227.63 For 9 Hours Work**

Or

**\$1247.51 an Hour**

This is what I tell my coaching students when they groan and moan about the thought of spending a day or two creating one of these PDFs... Think about it. I created this PDF some time ago, it's already made me a lot of money both directly and indirectly, and it's still working for me today.

**So, could you spare 9 hours to make over 11k?**

You could? Well that's great... but you might be thinking; How do I get access to the product so I can create one of these PDFs?

## **Do I have to buy the product?**

Well you could buy the product and use it, but in most cases you won't have to because I'll show you a little trick which will work on around 40-50% of new products, which goes like this:

## **Get Access To New Products FREE**

New products launch all the time, you'll usually find several digital products launching on any one day, and what do all of these products have in common?

They all need affiliate support which means many of the vendors will give affiliates review access to their product for free.

And you can often get free review access to new products even if you are a complete beginner with no sales statistics. Let me explain the steps.

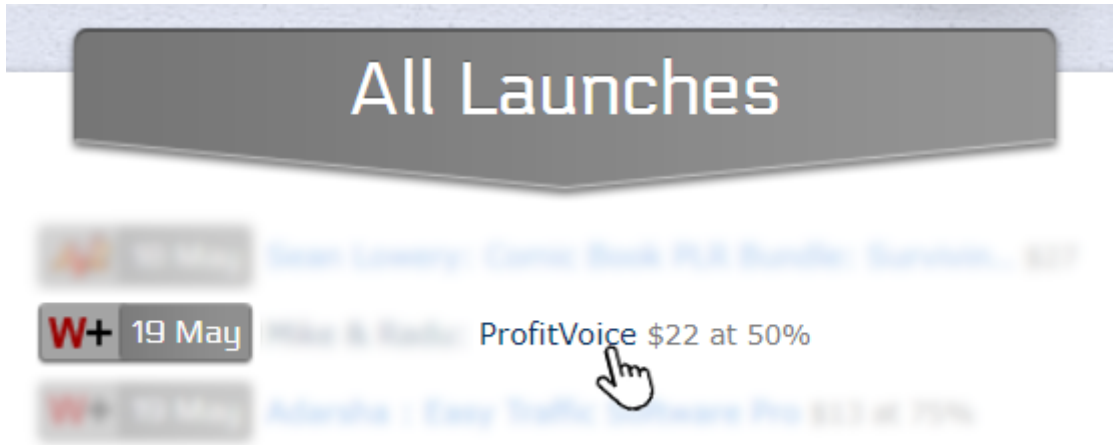
## **How to get free access to new products.**

### **Step 1**

Go to Muncheye.com (<https://muncheye.com/>). Muncheye lists the majority of new product launches by date.

### **Step 2**

Choose a product by clicking the name



### Step 3

Next to where it says JV Page you will need to click the link (see image below).

Product:	ProfitVoice
Launch Date:	2022-May-19
Launch Time:	11:00 EDT
Front-End Price:	\$22
Commission:	50%
JV Page:	<a href="https://getprofitvoice.com/jv/">https://getprofitvoice.com/jv/</a>
Affiliate Network:	WarriorPlus
Niche:	Software

When you click this link you will be taken to the JV page for the product.

### Step 4

On the JV Page you will need to look for a button or link which says JV Doc, and then click that link.

## Promo Tools



JV DOC  
Access Here



Promo Swipes  
Access Here



Sales Page Preview  
Access Here

## Step 5

Then go through the JV Doc and look for JV access, which will look something like this.

### JV Access:

Login URL: <https://talk.wrapincode.com>

Username: support@wrapincode.com

Password: test@123

Now all you have to do is click the access link and use the included access details (Username and password). This will give you access to the product or software.

This is of course review access and not your own account so if you did want your own account to use within your own business then you would still have to buy the product. But this process will give you instant access to many (not all) products so you can create your PDF.

## Creation Method #2

I've explained how to get access to products so you can create your PDF by essentially reviewing the product, using screenshots etc (because you have access).

But there is a quicker way to create your PDF by simply using the sales page.

**Note:** It is wise to look at the sales page first to see if the page looks legit, i.e. are the claims made on the page realistic, genuine. Are the testimonials genuine? I'll leave those decisions to you but for this example we'll use our own sales page for our Free Crypto product: AltDefy

Creating a PDF from a sales page like AltDefy is very easy because most of the work has already been done for you. I.e. use the headline, in this case:

'Genuinely Proven' System Enables Users To Get 100%...

## **Free Crypto In 2 Minutes** **For Simply Clicking 4 Lines of Text**

Without Experience, Without Skill, Without Work, & Without Cost

And then all you need to do is re-word some of the text, and copy some of the images / testimonials into your document

## E.G.

Lindsay got his first

# Free Crypto In 2 Minutes

Lindsay Said:

*"I got my first free crypto in just 2 minutes."*

About 10 minutes later Lindsay had made a total of \$13 in free Crypto.

Sure that isn't a huge amount of Crypto, but this is all totally FREE crypto which Lindsay was able to acquire...

**By simply clicking 4 lines of text**, and it only took him minutes.

And as Lindsay states... **"It was EASY"**

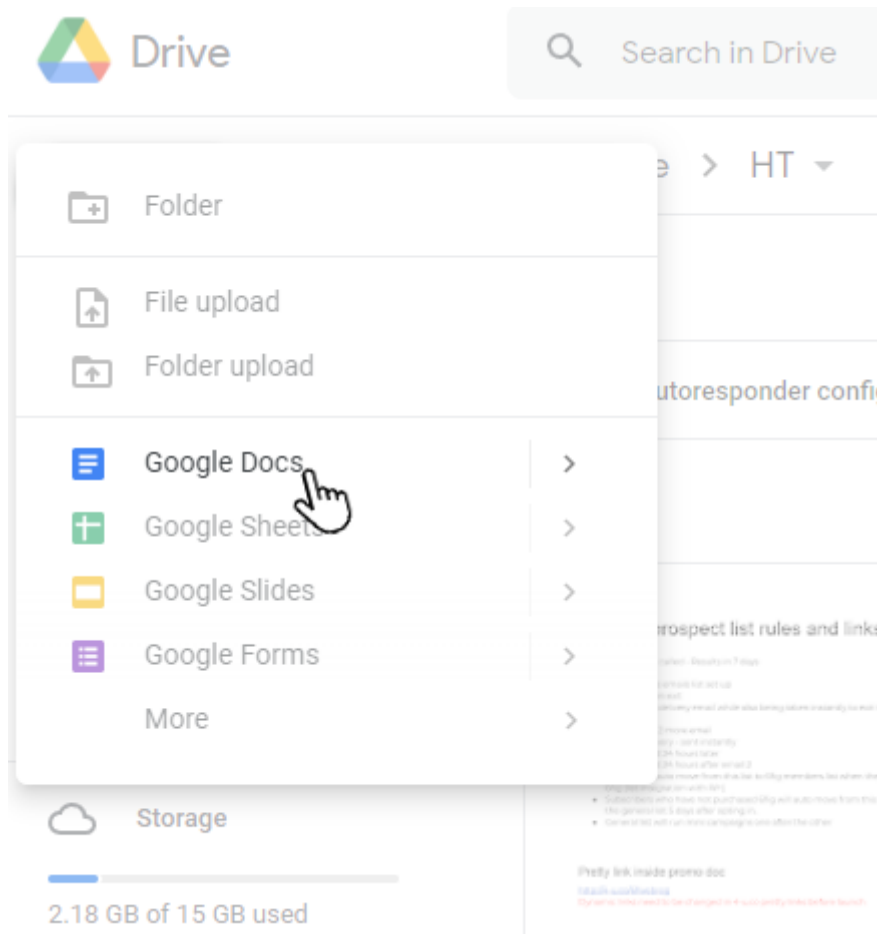


Then add your affiliate link and turn the document into a PDF.

## Free Doc Creation

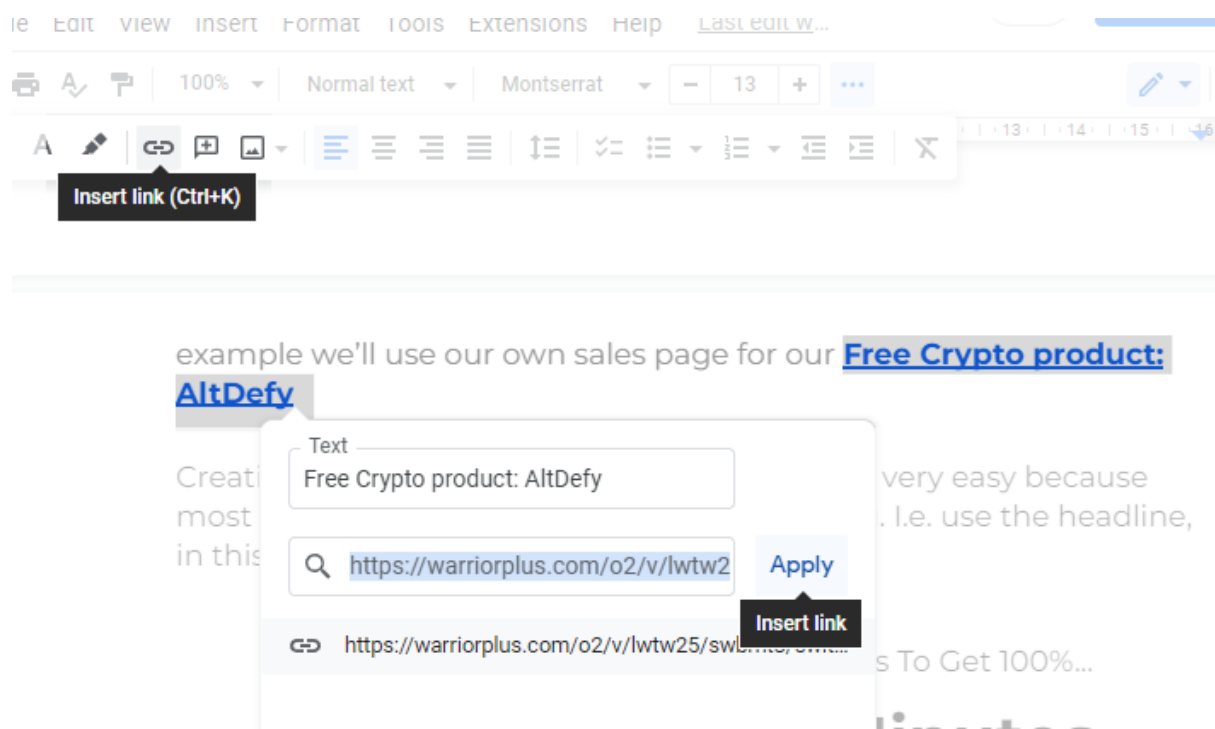
Creating a document and turning it into a PDF is very easy and completely free these days. All you need to use is Google Drive (free).

## Open a new Google Doc



Create your Google doc with text and copied images. Add in your affiliate links throughout the document.

To do this; highlight the text that you want to turn into a link, click the link icon in the top menu, add your affiliate link in the link field, and lastly click 'Apply' (see image below).



Lastly, once you are happy with your document and have added in your affiliate link you can turn the google doc into a PDF by clicking File (top left) > Choose Download from the dropdown menu > Then from the sub menu choose PDF Document.

Ok, so that's how you create your PDF, and remember you can use the same PDF for each of the Laptop Legacy methods covered in this document.

And remember, once created the same PDF can often continue to work for you, and make you money (affiliate commission) for years (or for as long as the product the PDF promotes remains in the marketplace).

Now in order to give away your PDF, you will need to host the PDF online and be able to generate and distribute a sharable link which will enable anyone to open, read and download your PDF.

Personally I use Amazon S3 storage as well as dropbox, if you have either of these online storage solutions then host your PDF there and grab the shareable link (you'll know how to do that if you have either solution).

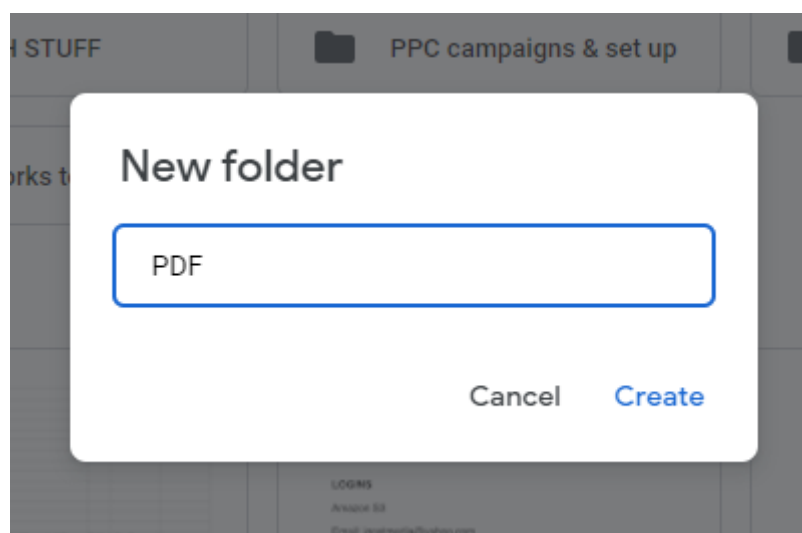
But if you don't have S3, or DropBox don't worry... **you do have Google Drive right?**

So after you turn your Google doc into a PDF it will auto download to your device (you'll usually see it down in the left hand corner of your screen (depending on what device you are using)).

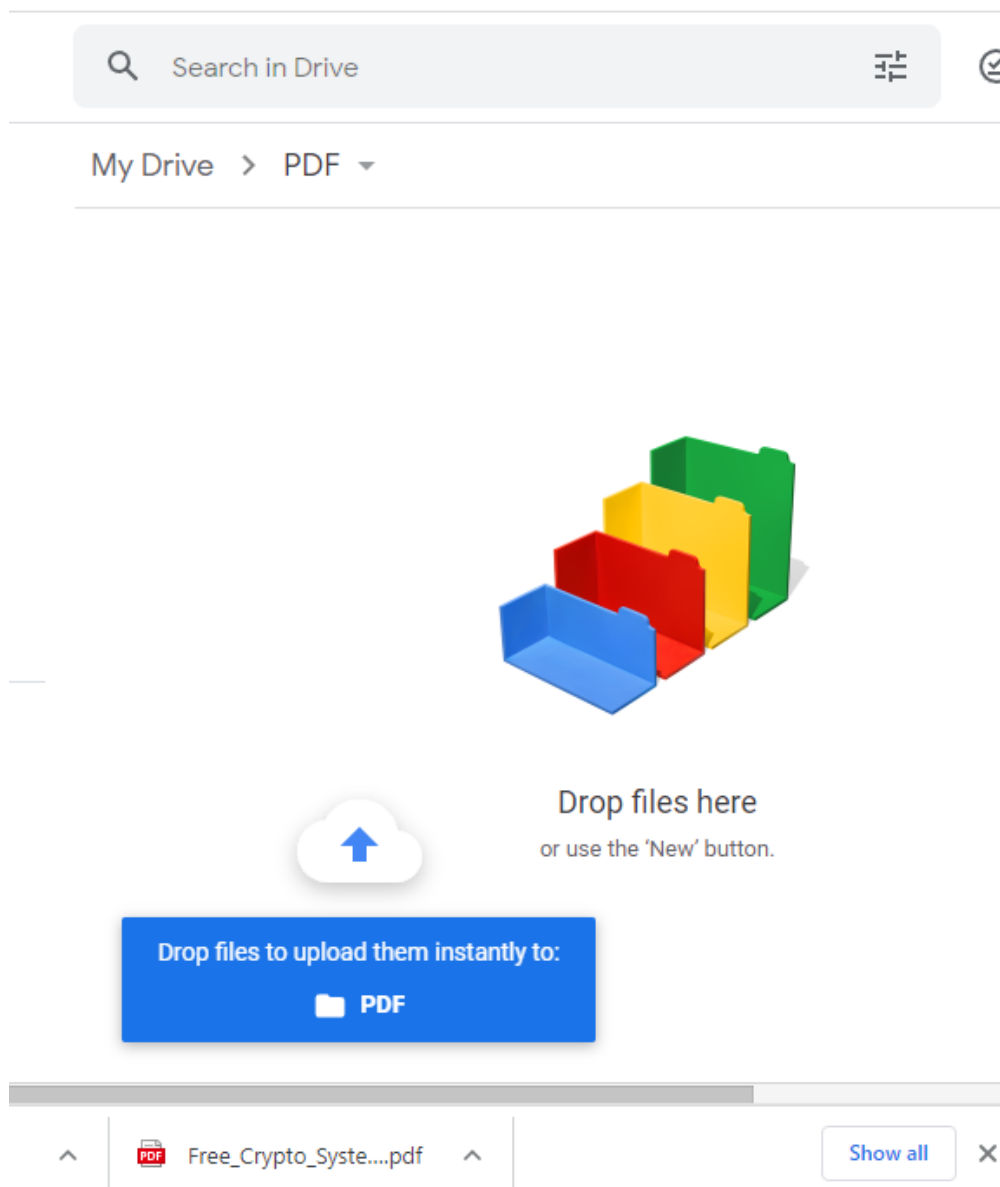
So all you need to do is decide where in your Google drive you would like to store your PDF.

I.e. you could create a Google folder for example.

- Go to your Google drive** > Click Create
- > Click Folder > Name Folder > Click Create



Then open the folder and drag the downloaded PDF into the folder: **See below.**



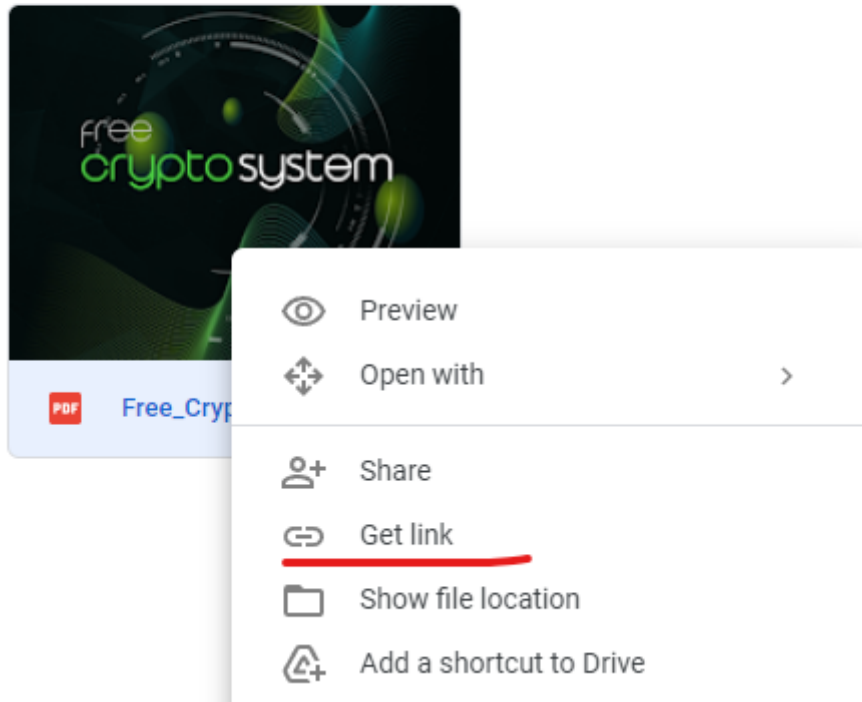
Once your PDF is in the folder right click on the PDF and select 'Get Link' from the dropdown menu.

---

My Drive > PDF ▾

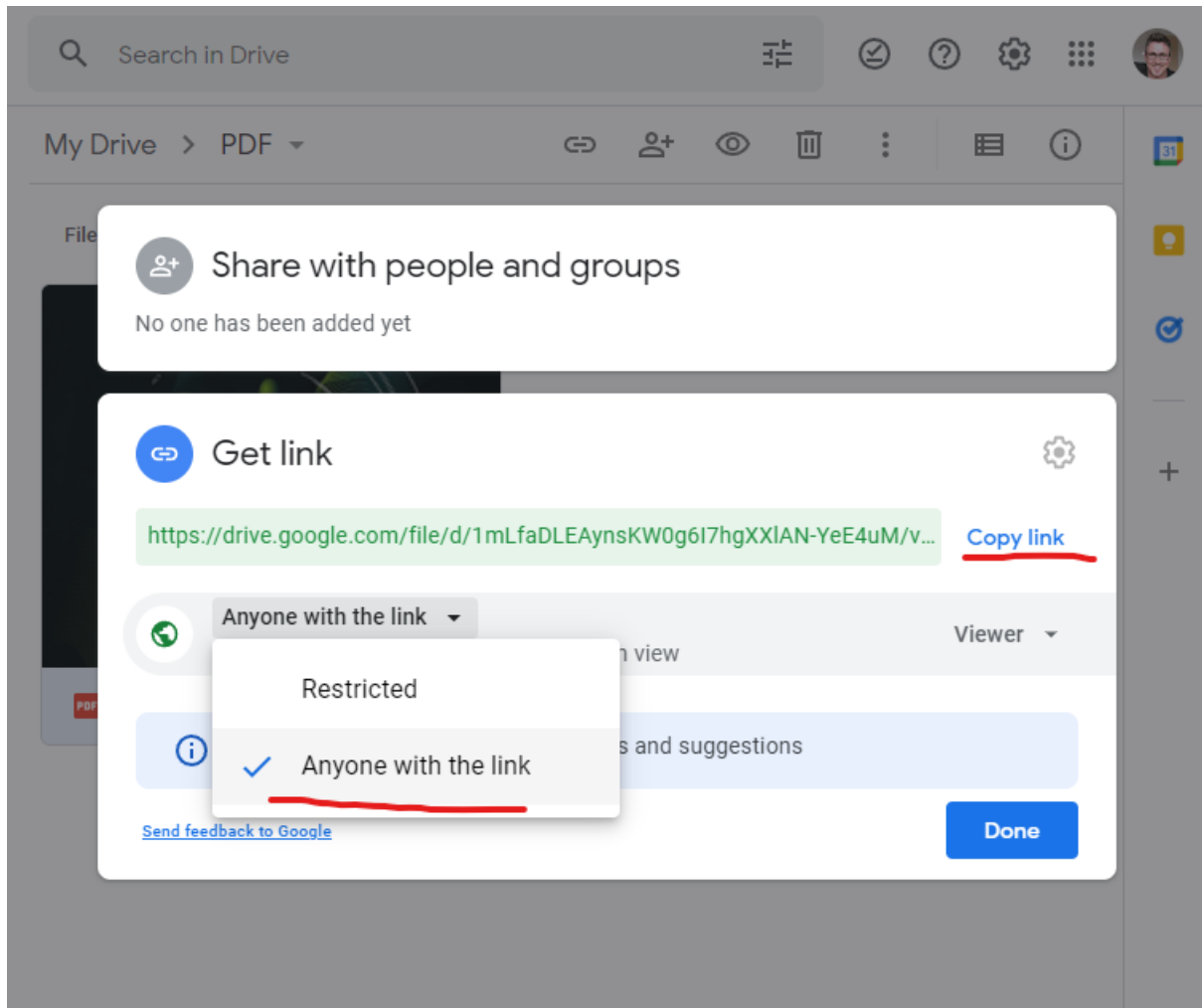
---

Files



Then select Anyone with the link (see image below) and copy the link (highlighted in Green).

This is the link you give to people so they can open, read and download your PDF



Now when someone clicks your new link (Google Share Link to your PDF) it will open for them, they can read it, and they can download it...

And most importantly for many of you reading this document today - this is a totally free solution. **See how it looks below.**



This is the share link if you want to click it and take a look yourself:

<https://drive.google.com/file/d/1mLfaDLEAynsKW0g6I7hgXXIAN-YeE4uM/view>

So now you know how to create your PDFs as well as how to host them and get a sharable link... **what next?**

Well now you need to decide which of the Laptop Legacy methods you're going to start with. Will you choose method 1, 2, 3, or 4?

Well that would really depend on what you want to do.

If you would like further step by step training on:

- Blox 2.0 System: [Click Here](#)

But let's keep things simple as a starting point. Let's use **Laptop Legacy Method #3.**

Remember Method #3 is simply about giving your PDF away totally free (not even asking for an email in return).

Some would say Method #3 is a little short sighted because not collecting leads when you give away your PDF is a mistake, and yes to a great degree that statement is correct.

But then, with anything, starting is the key, and if all you have to do is create the PDF (which can be used later as part of the other methods) and then just give it away for nothing...

Well then that's a very easy way to start, and this is even easier...

## **We've Created Your First PDF For You** (Ready Made)

That's right, to make things even easier for you to get going we're going to give you your first document to use, ready made, so you can start giving it away within the next 30 minutes.

### **So all you have to do is:**

- Grab your affiliate link,
- Make a copy of the done for you document,
- Name the document,
- Add your affiliate link,
- Turn it into a PDF
- And give it away

## **No Cost... No Strings**

You'll find full instructions in the Laptop Legacy access area, and nope, there are no strings, just like this offer it won't cost you a cent.

### **Sound good?**

OK so that's your first PDF pretty much done and dusted for you as well as the first product to promote with guaranteed approval (even if you are brand new to affiliate marketing and have no sales statistics).

So next we need to talk about how you're going to give these PDFs away... Now I bet many of you have a few ideas about how you could give your PDF away for free, correct?

But just to get the brain cells working we'll cover some starting points right here.

## 1. Do you already have an email list?

If you do, then sending your subscribers a no-strings, completely free PDF will work amazingly well, here's a couple of recent examples...

Each one got over 30% opens which is amazing when you consider around 10% to be industry standard these days

The image shows two email drafts in a list. Each draft has a vertical bar icon on the left, a number, a subject line, and a set of actions (Send a test, Delete, Copy to Drafts, Settings, Spam Score). The first draft is numbered 3 and has a subject line "[6FC - Results in 7 days] Your PDF & Direct Link". It has a "Send 1 day after the previous message." icon on the right. The second draft is numbered 1 and has a subject line "[Thank You] Your Give2Profit System' Is Enclosed (Download link)". It has a "Send immediately" icon on the right.

## 2. Do you use Facebook

If you do, then there are many ways in which you can give away your free PDFs, especially because you are not even asking for an email address in return.

It's as simple as adding a couple of lines of text and the link to your PDF.

You could put this on your own profile or find Facebook groups which fit or resonate with the content of your PDF and put the short post in there.

I did this very thing as an example for you today.



Mark Bishop shared a link.



Free Crypto System - Free PDF - Free Download

<https://drive.google.com/.../1mLfaDLEAynsKW0g6I7hgXX.../view>



[View insights](#)

291 post reach >

As you can see, all I used was one line of text:

I.e.

**Free Crypto System - Free PDF - Free Download**

Followed by the Google Drive link to the PDF

That's all there is to it, now multiply that simple post by as many related Facebook groups as you can find and within a very short time you'll have people opening and reading your PDF, and some will click the link inside and buy.

**Easy stuff right?** and it's free to do.

### 3. What other Social Media / Platform Do You Use?

The list of social media and messaging platforms is massive and you might be a member of who knows how many.

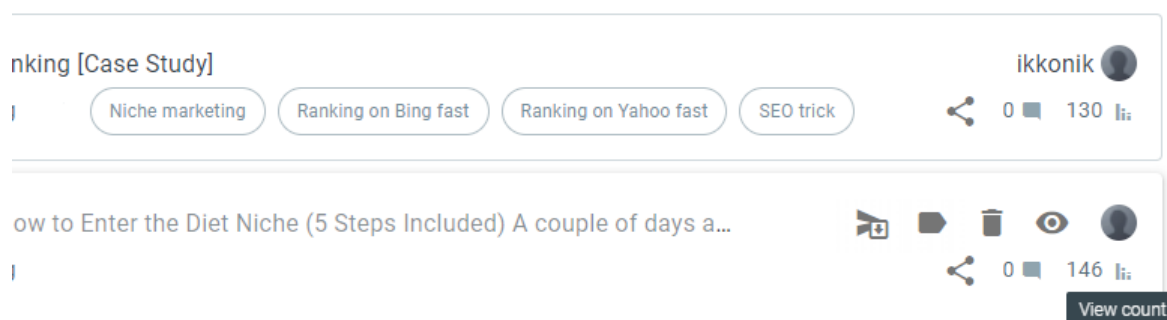
So think about it, how difficult would it be to drop a quick line or two and the link into Twitter, Discord, WhatsApp etc, etc?

It's pretty easy when you think about it... you're simply giving something away for free.

### 4. Do you have your own blog?

If you have a blog, free or otherwise, and you get some traffic, well then take a little snippet or teaser section out of the PDF, use it as a blog post and then tell the reader to download the free PDF to read the whole thing.

Don't have a blog and don't want to create one from scratch... you could always use Blogger.com (which is totally free).



*Ok, so I'm not giving away PDFs in these examples, but I could, and so could you... and again this is totally free to do.*

## 5. Do you use YouTube?

Not everyone likes making videos, I get that. But if you do, then make a quick video talking briefly about the PDF and tell viewers to click the link under your video to download the complete PDF for free (no email required).

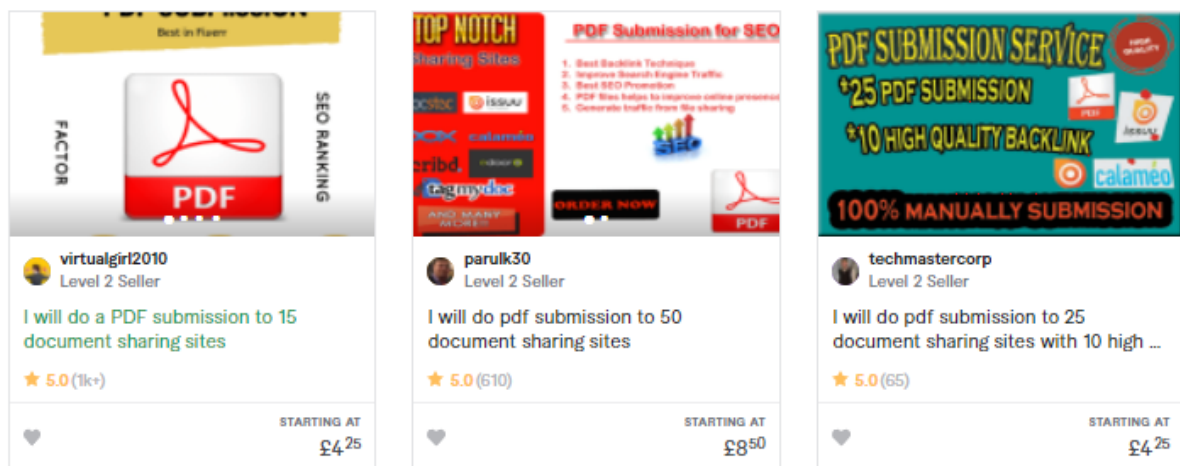
You'd be amazed at how well this one solution will work.

## 6. What about doc sharing?

Document sharing sites might be old school, but they still exist, they still rank, and they still get traffic.

Think about sites like slideshare, issuu etc. There are lots of them out there, most of them perfect for dropping your PDFs.

Better still if you have \$5 you could hire someone on Fiverr.com to blast your PDF out to anything from 10 - 50 document sharing sites.



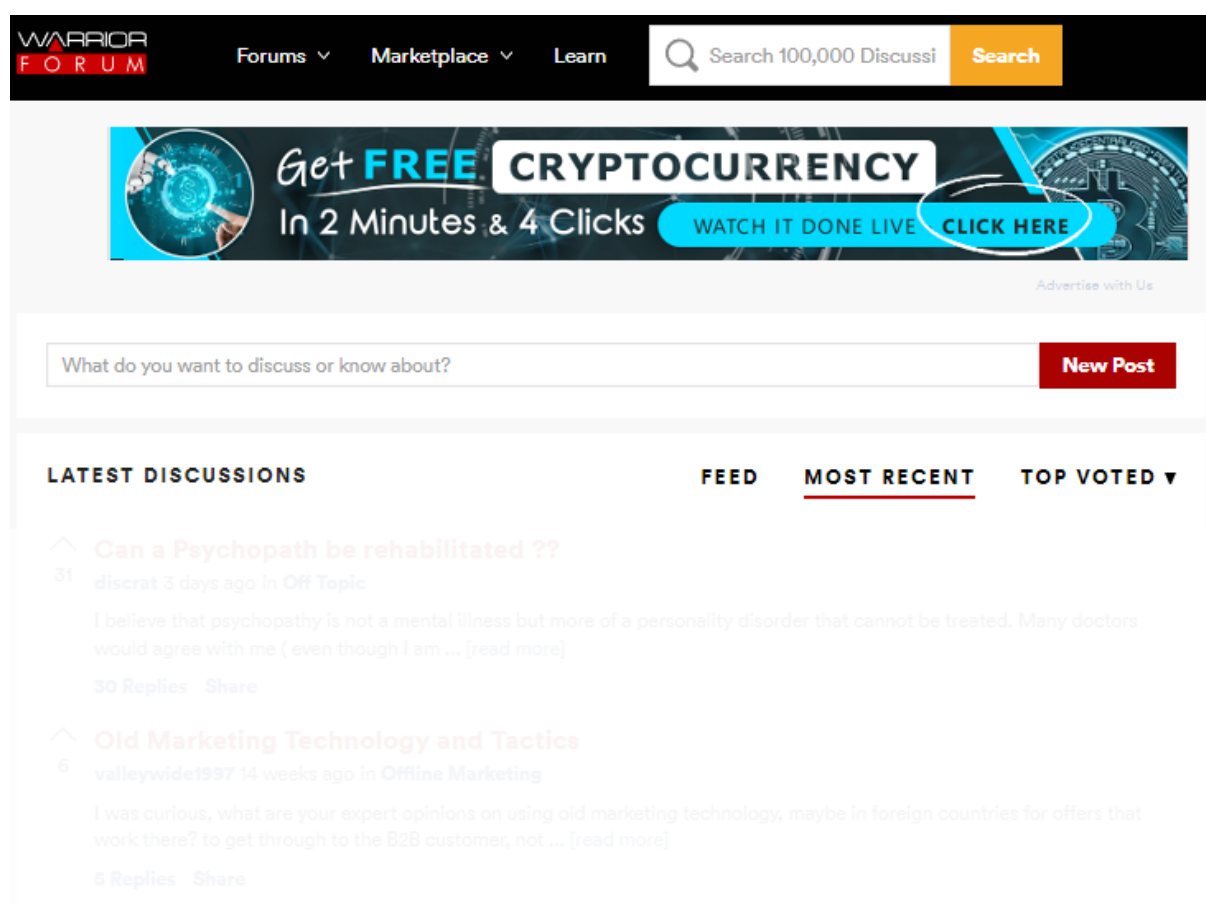
## 7. Could you use any of these?

TikTok, Instagram, Pinterest, Q&A Websites and Forums, Reddit, LinkedIn... I'm not going to tell you that I use these personally, because I'm getting on a bit lol.

But if you do, then these platforms and many others just like it could give you the ability to get your free PDFs in front of a lot of people, some of whom will read, click and buy.

## 8. Go Old School?

Remember Article sites and Forums? yeah , I know, very old school, but they still exist and they still get traffic. We're actually back using Warrior Forum ourselves (that's our crypto ad at the top of the page).



The screenshot shows the top section of the Warrior Forum website. At the top left is the 'WARRIOR FORUM' logo. To its right are navigation links for 'Forums', 'Marketplace', and 'Learn'. A search bar contains the text 'Search 100,000 Discussi' and a 'Search' button. Below the navigation is a large banner advertisement for 'Get FREE CRYPTOCURRENCY In 2 Minutes & 4 Clicks' with a 'CLICK HERE' button. Underneath the banner is a search bar with the placeholder text 'What do you want to discuss or know about?' and a 'New Post' button. Below the search bar are tabs for 'LATEST DISCUSSIONS', 'FEED', 'MOST RECENT', and 'TOP VOTED'. Two discussion threads are visible: 'Can a Psychopath be rehabilitated ??' with 31 replies and 'Old Marketing Technology and Tactics' with 6 replies.

Now of course I don't mean paying for a banner ad like we're doing.

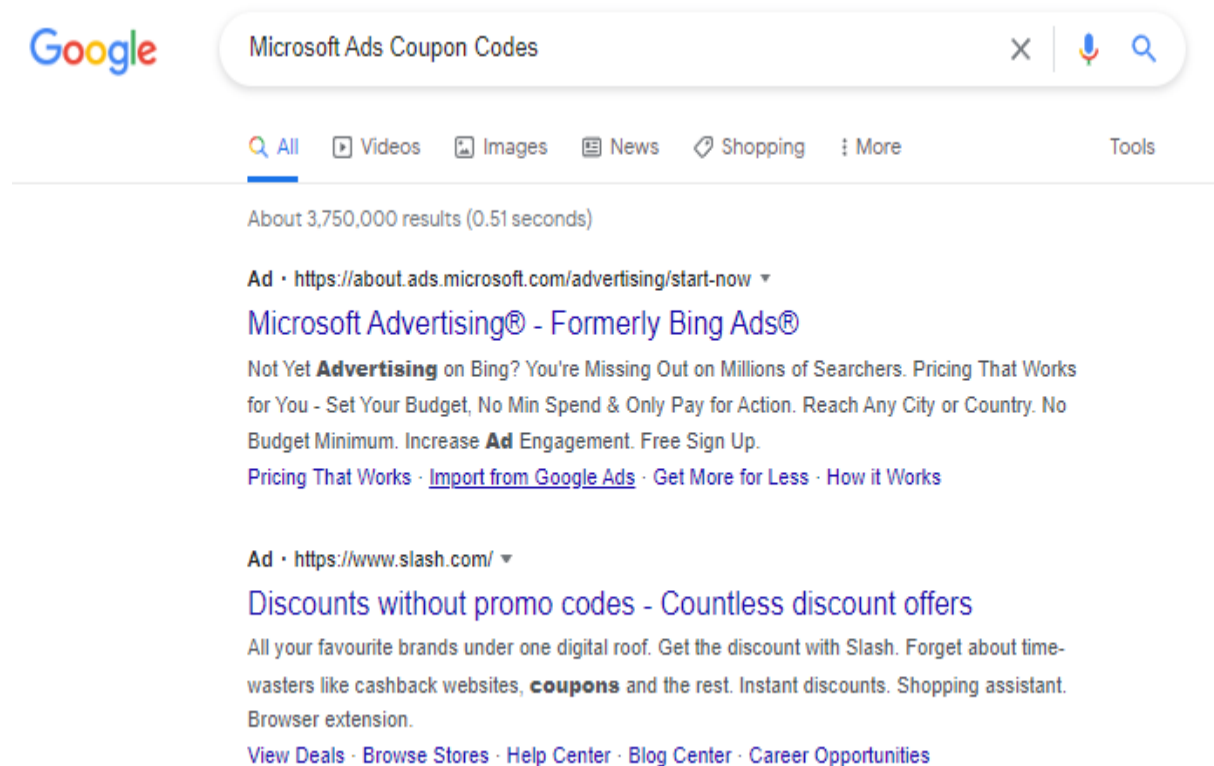
I simply mean create a post or whatever they are called these days, use parts of the PDF as your post content and then tell the reader they can download the whole PDF for free - and include your link.

## 9. Give It Away On Microsoft For Free?

So Microsoft ads aren't free, unless you use one of their free ad credits (Microsoft Ads Coupon Codes).

Truth is Microsoft are always looking to increase market share, which means free ad credits are pretty easy to come by at the time of writing.

If you're looking for \$100 Microsoft Ads Coupon Codes, try a Google search, there are plenty available at the time of writing.



Unfortunately I can't put specific codes in this document because they often change each month.

## What To Do Now.

How you use the information provided in this document is really down to you.

Each and every method covered is tried, tested and used by us. The free traffic methods are provided as ideas which may help or inspire you.

If I were starting today and I lacked experience, skill and I didn't have any spare money to invest, then I would start with Laptop Legacy Method #3 which involves nothing more than creating a PDF and giving it away for free (with your affiliate link inside).

To keep things really simple I would use the done for you document which you'll find in the Laptop Legacy access area (along with instructions), and put the finished PDF on Facebook.

**Why?** Because it's super fast and super easy... and of course it costs absolutely nothing!

## Summary

While there are a number of systems outlined in this document the core element is always the PDF. The PDF is value as well as being a sales tool.

Using any one of the methods mentioned in this document will help you sell other people's products as an affiliate without actually doing any selling or pitching in the traditional sense.

Giving away a PDF (which has perceived value) is also pretty easy to do, so give it a go... try it.

Remember...

If you simply want to test the waters, we'll approve you for one of our own proven products and give you a ready made, pre-written document to use today.

\* you just need to name it, add your link, and turn it into a PDF... which will take you less than 5 minutes.

Please see the Laptop Legacy access area for details and instructions.

## Further Reading



### Blox 2.0 System

The Ultimate Online Income System. Blox ready made systems.

[Click Here](#)

### 30 Minute Plan

\$811.18 In 7 Days From Free Instructions - Free training

[Click Here](#)